


# Type 1, 3, & 3R Enclosures

## Utility Cabinets Type 1 Telephone Cabinets Data Sheet

Type 1, 3, & 3R Enclosures



### Application

- Houses electrical controls and instruments
- Used as wiring boxes, junction boxes, pull boxes, telephone and communication cable termination and spare fuse cabinet
- Protects against contact with enclosed equipment

### Standards

- UL 50 listed, Type 1
- CSA C22.2 No. 40 certified, Type 1
- Conforms to NEMA standard for Type 1

### Finish

- Wash and phosphate undercoat
- ANSI 61 gray acrylic electrocoat finish

### Accessories

- Locks and latches
- Ground lug kit
- Terminal blocks
- Wood back boards, barriers and shelves
- Touch-up paint
- See Accessories section

### Construction

- Cabinet and trim covers are fabricated from code gauge steel, (see page 80)
- Cabinet body has mounting holes on the back
- Knockouts on sides, top and bottom ends are standard on cabinets 24 inches wide or smaller, (see Type 1 Screw Cover Enclosures for knockout configuration) (see pages 50 - 53)
- Cabinets are available without knockouts
- Surface or flush mounting
- Doors have either a continuous or heavy-duty butt hinge
- Double-door construction on trim covers fitting cabinets when wider than 24 inches
- Tumbler lock with key furnished on single-door trim cover less than 48 inches high
- T-handle 3-pt lock with key furnished on 48" high single-door and all double-door trim covers
- Directory card holder on all trim covers wider than 18 inches
- Trim covers can be ordered separately and used with Type 1 Screw Cover Enclosures, (see page 80)
- Cupped washer and bright finish oval head screw used to protect trim cover finish and improve appearance

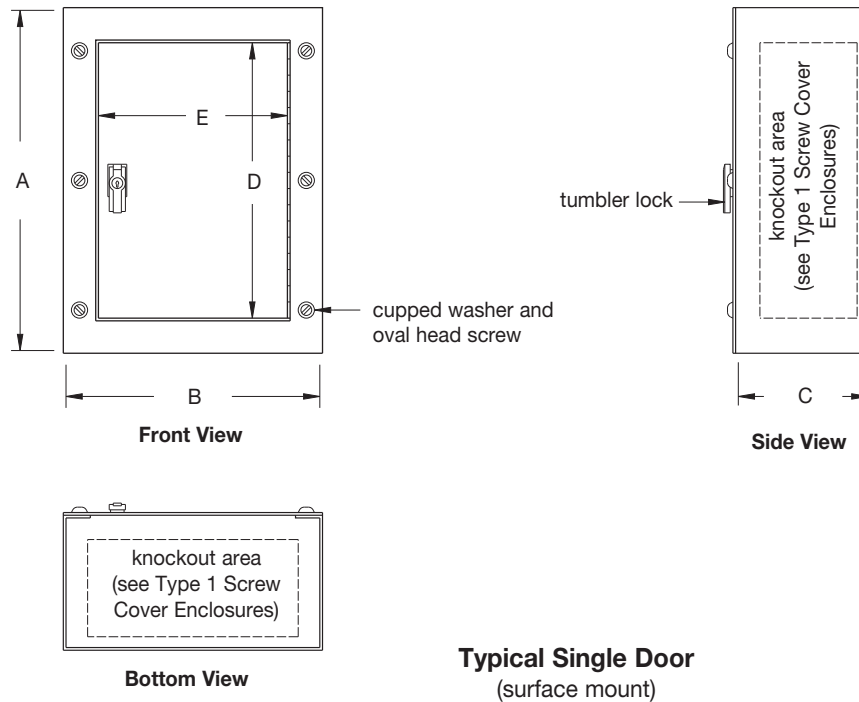
### Discount Schedule: A2

### Subclass: AQ0

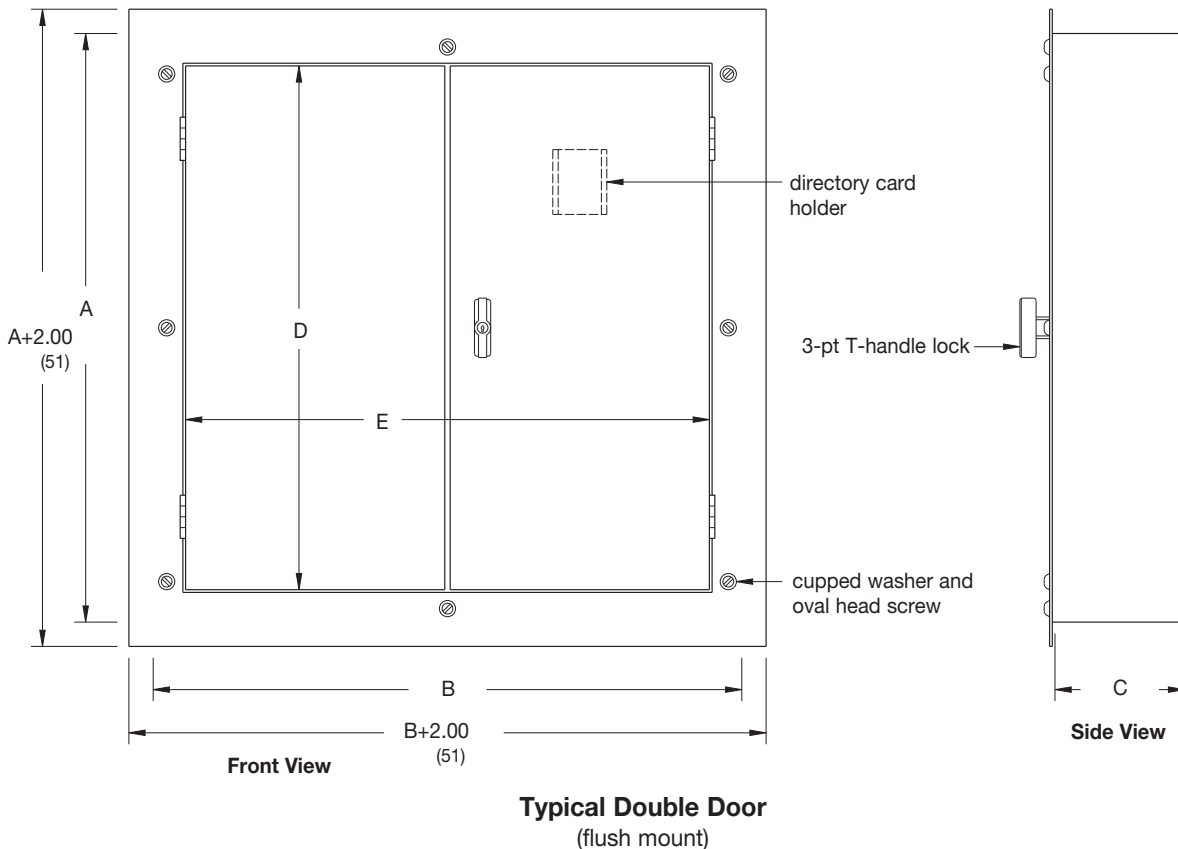
**Notes:** Cooper B-Line can provide special sizes, finishes and other modifications. Consult the factory for your special requirements.

## Utility Cabinets Type 1 Telephone Cabinets Illustration Sheet

See page 80 for catalog numbers and dimensions



**Note:** Knockouts are standard on cabinets 24 inches wide and smaller. (See Type 1 Screw Cover Enclosures for KO configuration). (see pages 50 - 53)



**Notes:** Dimensions are in inches. Millimeters shown are for reference only. Data subject to change without notice.

# Type 1, 3, & 3R Enclosures

## Utility Cabinets Type 1 Telephone Cabinets Catalog Number

Type 1, 3, & 3R Enclosures

Cabinet Depth	Cabinet Catalog Number (includes trim cover)		Cabinet Size Height x Width x Depth A x B x C			Gauge	Trim Cover Catalog Number (trim cover only - does not include cabinet)				Door Opening <sup>(1)</sup>			
	Surface	Flush	in.		mm		Surface	Gauge	Flush	Gauge	Height D		Width E	
											in.	mm	in.	mm
4	884 TCS	884 TCF	8.00 x 8.00 x 4.00	203 x 203 x 102	16	88 TCS	16	88 TCF	14	5	127	5	127	
	10104 TCS	10104 TCF	10.00 x 10.00 x 4.00	254 x 254 x 102	16	1010 TCS	16	1010 TCF	14	6	152	6	152	
	1284 TCS	1284 TCF	12.00 x 8.00 x 4.00	305 x 203 x 102	16	128 TCS	16	128 TCF	14	8	203	5	127	
	12104 TCS	12104 TCF	12.00 x 10.00 x 4.00	305 x 254 x 102	16	1210 TCS	16	1210 TCF	14	8	203	6	152	
	12124 TCS	12124 TCF	12.00 x 12.00 x 4.00	305 x 305 x 102	16	1212 TCS	16	1212 TCF	14	8	203	8	203	
	16124 TCS	16124 TCF	16.00 x 12.00 x 4.00	406 x 305 x 102	16	1612 TCS	16	1612 TCF	14	12	305	8	203	
	18124 TCS	18124 TCF	18.00 x 12.00 x 4.00	457 x 305 x 102	16	1812 TCS	16	1812 TCF	14	14	356	8	203	
	18154 TCS	18154 TCF	18.00 x 15.00 x 4.00	457 x 381 x 102	16	1815 TCS	16	1815 TCF	14	14	356	11	279	
	18184 TCS	18184 TCF	18.00 x 18.00 x 4.00	457 x 457 x 102	16	1818 TCS	16	1818 TCF	12	14	356	14	356	
	24124 TCS	24124 TCF	24.00 x 12.00 x 4.00	610 x 305 x 102	16	2412 TCS	16	2412 TCF	12	19	483	8	203	
	24184 TCS	24184 TCF	24.00 x 18.00 x 4.00	610 x 457 x 102	16	2418 TCS	14	2418 TCF	12	19	483	14	356	
	24244 TCS	24244 TCF	24.00 x 24.00 x 4.00	610 x 610 x 102	14	2424 TCS	14	2424 TCF	12	19	483	19	483	
	30154 TCS	30154 TCF	30.00 x 15.00 x 4.00	762 x 381 x 102	16	3015 TCS	14	3015 TCF	12	25	635	11	279	
	30184 TCS	30184 TCF	30.00 x 18.00 x 4.00	762 x 457 x 102	16	3018 TCS	14	3018 TCF	12	25	635	14	356	
	30244 TCS	30244 TCF	30.00 x 24.00 x 4.00	762 x 610 x 102	14	3024 TCS	14	3024 TCF	12	25	635	19	483	
	30304 TCS NK	30304 TCF NK	30.00 x 30.00 x 4.00	762 x 762 x 102	12	3030 TCS	12	3030 TCF	12	25	635	25	635	
	36244 TCS	36244 TCF	36.00 x 24.00 x 4.00	914 x 610 x 102	14	3624 TCS	14	3624 TCF	12	31	787	19	483	
	36304 TCS NK	36304 TCF NK	36.00 x 30.00 x 4.00	914 x 762 x 102	12	3630 TCS	12	3630 TCF	12	31	787	25	635	
	36364 TCS NK	36364 TCF NK	36.00 x 36.00 x 4.00	914 x 914 x 102	12	3636 TCS	12	3636 TCF	12	31	787	31	787	
	48244 TCS	48244 TCF	48.00 x 24.00 x 4.00	1219 x 610 x 102	14	4824 TCS	12	4824 TCF	12	43	1092	19	483	
48364 TCS NK	48364 TCF NK	48.00 x 36.00 x 4.00	1219 x 914 x 102	12	4836 TCS	10	4836 TCF	10	43	1092	31	787		
48484 TCS NK	48484 TCF NK	48.00 x 48.00 x 4.00	1219 x 1219 x 102	12	4848 TCS	10	4848 TCF	10	43	1092	43	1092		
6	10106 TCS	10106 TCF	10.00 x 10.00 x 6.00	254 x 254 x 152	16	1010 TCS	16	1010 TCF	14	6	152	6	152	
	1286 TCS	1286 TCF	12.00 x 8.00 x 6.00	305 x 203 x 152	16	128 TCS	16	128 TCF	14	8	203	5	127	
	12106 TCS	12106 TCF	12.00 x 10.00 x 6.00	305 x 254 x 152	16	1210 TCS	16	1210 TCF	14	8	203	6	152	
	12126 TCS	12126 TCF	12.00 x 12.00 x 6.00	305 x 305 x 152	16	1212 TCS	16	1212 TCF	14	8	203	8	203	
	16126 TCS	16126 TCF	16.00 x 12.00 x 6.00	406 x 305 x 152	16	1612 TCS	16	1612 TCF	14	12	305	8	203	
	18126 TCS	18126 TCF	18.00 x 12.00 x 6.00	457 x 305 x 152	16	1812 TCS	16	1812 TCF	14	14	356	8	203	
	18156 TCS	18156 TCF	18.00 x 15.00 x 6.00	457 x 381 x 152	16	1815 TCS	16	1815 TCF	14	14	356	11	279	
	18186 TCS	18186 TCF	18.00 x 18.00 x 6.00	457 x 457 x 152	16	1818 TCS	16	1818 TCF	12	14	356	14	356	
	24126 TCS	24126 TCF	24.00 x 12.00 x 6.00	610 x 305 x 152	16	2412 TCS	16	2412 TCF	12	19	483	8	203	
	24186 TCS	24186 TCF	24.00 x 18.00 x 6.00	610 x 457 x 152	16	2418 TCS	14	2418 TCF	12	19	483	14	356	
	24246 TCS	24246 TCF	24.00 x 24.00 x 6.00	610 x 610 x 152	14	2424 TCS	14	2424 TCF	12	19	483	19	483	
	30156 TCS	30156 TCF	30.00 x 15.00 x 6.00	762 x 381 x 152	16	3015 TCS	14	3015 TCF	12	25	635	11	279	
	30186 TCS	30186 TCF	30.00 x 18.00 x 6.00	762 x 457 x 152	16	3018 TCS	14	3018 TCF	12	25	635	14	356	
	30246 TCS	30246 TCF	30.00 x 24.00 x 6.00	762 x 610 x 152	14	3024 TCS	14	3024 TCF	12	25	635	19	483	
	30306 TCS NK	30306 TCF NK	30.00 x 30.00 x 6.00	762 x 762 x 152	12	3030 TCS	12	3030 TCF	12	25	635	25	635	
	36246 TCS	36246 TCF	36.00 x 24.00 x 6.00	914 x 610 x 152	14	3624 TCS	14	3624 TCF	12	31	787	19	483	
	36306 TCS NK	36306 TCF NK	36.00 x 30.00 x 6.00	914 x 762 x 152	12	3630 TCS	12	3630 TCF	12	31	787	25	635	
	36366 TCS NK	36366 TCF NK	36.00 x 36.00 x 6.00	914 x 914 x 152	12	3636 TCS	12	3636 TCF	12	31	787	31	787	
	48246 TCS	48246 TCF	48.00 x 24.00 x 6.00	1219 x 610 x 152	14	4824 TCS	12	4824 TCF	12	43	1092	19	483	
	48366 TCS NK	48366 TCF NK	48.00 x 36.00 x 6.00	1219 x 914 x 152	12	4836 TCS	10	4836 TCF	10	43	1092	31	787	
48486 TCS NK	48486 TCF NK	48.00 x 48.00 x 6.00	1219 x 1219 x 152	12	4848 TCS	10	4848 TCF	10	43	1092	43	1092		

<sup>(1)</sup> Door opening is approximate.

**Notes:** Dimensions are in inches. Millimeters shown are for reference only. Data subject to change without notice.

## Utility Cabinets Type 3R Telephone Cabinets Data Sheet and Catalog Number



### Application

- Used as telephone and communication cable termination and spare fuse cabinets
- Protects against falling rain, sleet and external ice formation

### Standards

- UL 1863 listed, Type 3R
- Conforms to NEMA standard for Type 3R

### Finish

- Wash and phosphate undercoat
- ANSI 61 gray acrylic electrocoat finish

### Accessories

- Locks
- Terminal blocks
- Wood back boards, barriers and shelves
- Touch-up paint
- See Accessories section

### Construction

- Cabinet and door are fabricated from code gauge galvaneal steel, (see table, page 81)
- Cabinet body has embossed mounting holes on the back
- Knockouts are standard on bottom end
- Door is secured to the body with heavy-duty butt hinges on one side and a T-handle lock with key on the opposite side

### Discount Schedule: A2

### Subclass: AQ0

Cabinet Catalog Number	Cabinet Size Height x Width x Depth A x B x C		Gauge	Knockout Pattern Bottom
	in.	mm		
664 RTC	6.00 x 6.00 x 4.00	152 x 152 x 102	18	(C D E)
884 RTC	8.00 x 8.00 x 4.00	203 x 203 x 102	18	(G H I J)
12124 RTC	12.00 x 12.00 x 4.00	305 x 305 x 102	18	(D E F G H)
12126 RTC	12.00 x 12.00 x 6.00	305 x 305 x 152	18	(D E F G H)
18126 RTC	18.00 x 12.00 x 6.00	457 x 305 x 152	18	(D E F G H)
18186 RTC	18.00 x 18.00 x 6.00	457 x 457 x 152	16	(B C D E F G H I J)
24126 RTC	24.00 x 12.00 x 6.00	610 x 305 x 152	18	(D E F G H)
24186 RTC	24.00 x 18.00 x 6.00	610 x 457 x 152	16	(B C D E F G H I J)
24246 RTC	24.00 x 24.00 x 6.00	610 x 610 x 152	14	(B C D E F G H I J)
30246 RTC	30.00 x 24.00 x 6.00	762 x 610 x 152	14	(B C D E F G H I J)
36246 RTC	36.00 x 24.00 x 6.00	914 x 610 x 152	14	(B C D E F G H I J)
12128 RTC	12.00 x 12.00 x 8.00	305 x 305 x 203	18	(D E F G H)
18188 RTC	18.00 x 18.00 x 8.00	457 x 457 x 203	16	(B C D E F G H I J)
24248 RTC	24.00 x 24.00 x 8.00	610 x 610 x 203	14	(B C D E F G H I J)

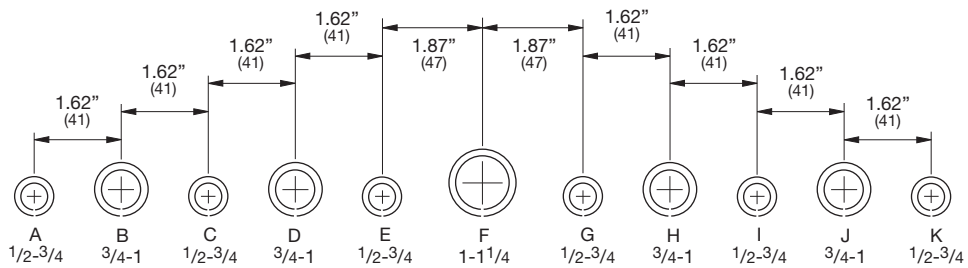
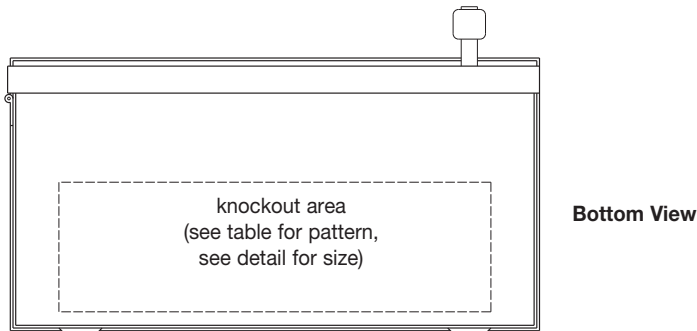
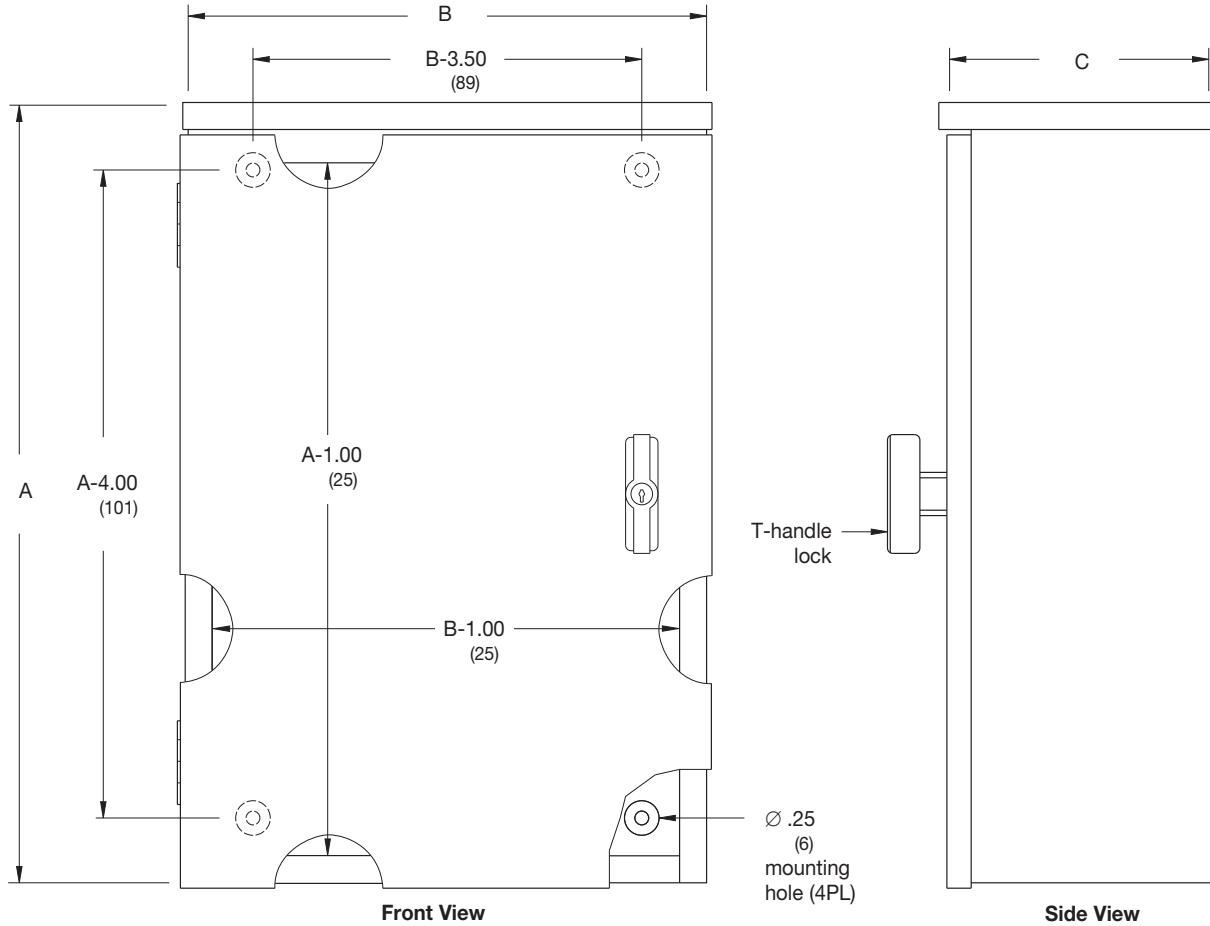
See page 82 for dimensional drawings

**Notes:** Cooper B-Line can provide special sizes, finishes and other modifications. Consult the factory for your special requirements. Dimensions are in inches. Millimeters shown are for reference only. Data subject to change without notice.

# Type 1, 3, & 3R Enclosures

## Utility Cabinets Type 3R Telephone Cabinets Illustration Sheet

Type 1, 3, & 3R Enclosures



### Conduit Sizes

### Knockout Detail

**Note:** See table for applicable knockout pattern.

**Notes:** Dimensions are in inches. Millimeters shown are for reference only. Data subject to change without notice.

## Utility Cabinets

### Type 3R Screw Cover Current Transformer Cabinets

#### Data Sheet



#### Application

- Designed to house current transformers
- Used as wiring boxes, junction and pull boxes
- Protects against falling rain, sleet and external ice formation

#### Standards

- UL 414 listed, Type 3R
- Conforms to NEMA standard for Type 3R

#### Finish

- Wash and phosphate undercoat
- ANSI 61 gray acrylic electrocoat finish

#### Accessories

- Touch-up paint
- See Accessories section

#### Construction

- Enclosure and cover are fabricated from code gauge galvaneal steel, (see table, page 84)
- Enclosure body has mounting holes on the back
- .250-20 mounting studs are furnished on the enclosure body of most sizes for utility current transformer mounting equipment, (see drawing, page 85)
- Cover is held secure by sliding it under the top end flange and fastening it to the bottom end and side flanges
- Cover mounting studs and wing nuts have a utility sealing hole provision as well as a padlocking provision for sealing the cover to the enclosure
- Enclosures 36 inches wide x 42 inches high and larger have two overlapping covers
- Fixed cover handles
- A ground lug is mounted on the inside bottom end of each cabinet

#### Discount Schedule: B9

#### Subclass: AVO

**Notes:** Cooper B-Line can provide special sizes, finishes and other modifications. Consult the factory for your special requirements.

# Type 1, 3, & 3R Enclosures

## Utility Cabinets

## Type 3R Screw Cover Current Transformer Cabinets

### Catalog Number

Enclosure Catalog Number	Enclosure Size Height x Width x Depth		Gauge	D		E		F		G	
	in.	A x B x C mm		in.	mm	in.	mm	in.	mm	in.	mm
18249 RTCT	24.00 x 18.00 x 9.00	610 x 457 x 229	16	-	-	-	-	-	-	-	-
24329 RTCT	32.00 x 24.00 x 9.00	813 x 610 x 229	14	-	-	-	-	-	-	-	-
242411 RTCT	24.00 x 24.00 x 11.00	610 x 610 x 279	14	9.00	229	8.00	203	8.00	203	-	-
243011 RTCT	30.00 x 24.00 x 11.00	762 x 610 x 279	14	12.00	305	8.00	203	8.00	203	-	-
243611 RTCT	36.00 x 24.00 x 11.00	914 x 610 x 279	14	15.00	381	8.00	203	8.00	203	-	-
244811 RTCT	48.00 x 24.00 x 11.00	1219 x 610 x 279	14	21.00	533	8.00	203	8.00	203	-	-
303011 RTCT	30.00 x 30.00 x 11.00	762 x 762 x 279	12	12.00	305	7.00	178	8.00	203	8.00	203
303611 RTCT	36.00 x 30.00 x 11.00	914 x 762 x 279	12	15.00	381	7.00	178	8.00	203	8.00	203
363611 RTCT	36.00 x 36.00 x 11.00	914 x 914 x 279	12	15.00	381	10.00	254	8.00	203	8.00	203
364211 RTCT	42.00 x 36.00 x 11.00	1067 x 914 x 279	12	18.00	457	10.00	254	8.00	203	8.00	203
364811 RTCT	48.00 x 36.00 x 11.00	1219 x 914 x 279	12	21.00	533	10.00	254	8.00	203	8.00	203
424211 RTCT	42.00 x 42.00 x 11.00	1067 x 1067 x 279	12	18.00	457	13.00	330	8.00	203	8.00	203
* 484811 RTCT	48.00 x 48.00 x 11.00	1219 x 1219 x 279	12	-	-	-	-	-	-	-	-
303614 RTCT	36.00 x 30.00 x 14.00	914 x 762 x 356	12	15.00	381	7.00	178	8.00	203	8.00	203
364814 RTCT	48.00 x 36.00 x 14.00	1219 x 914 x 356	12	21.00	533	10.00	254	8.00	203	8.00	203

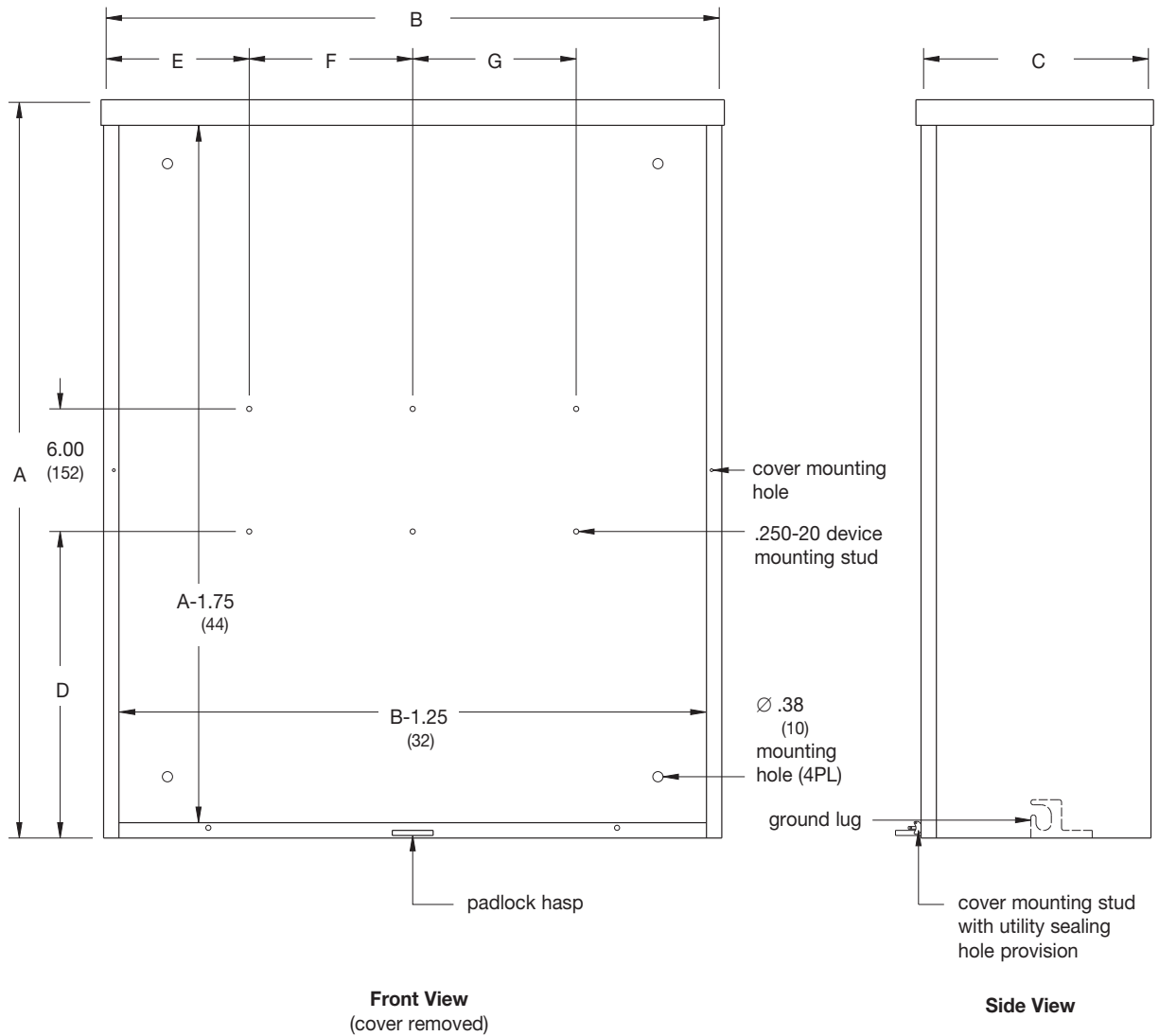
Consult the local Utility for area acceptance.

\* Mounting studs not included.

See page 85 for dimensional drawings

**Notes:** Dimensions are in inches. Millimeters shown are for reference only. Data subject to change without notice.

## Utility Cabinets Type 3R Screw Cover Current Transformer Cabinets Illustration Sheet



Type 1, 3, & 3R Enclosures

**Notes:** Dimensions are in inches. Millimeters shown are for reference only. Data subject to change without notice.



# Type 1, 3, & 3R Enclosures

## Utility Cabinets

### Type 3R Hinge Cover Current Transformer Cabinets

#### Data Sheet

Type 1, 3, & 3R Enclosures



#### Application

- Designed to house current transformers
- Used as wiring boxes, junction and pull boxes
- Protects against falling rain, sleet and external ice formation

#### Standards

- UL 414 listed, Type 3R
- Conforms to NEMA standard for Type 3R

#### Finish

- Wash and phosphate undercoat
- ANSI 61 gray acrylic electrocoat finish

#### Accessories

- Touch-up paint
- See Accessories section

#### Construction

- Enclosure and cover are fabricated from code gauge galvaneal steel, (see table, page 87)
- Enclosure body has mounting holes on the back
- .250-20 mounting studs are furnished on the enclosure body of most sizes for utility current transformer mounting equipment, (see drawing, page 87)
- Covers are secured to the body with a heavy-duty slip-hinge on the left side and mounting studs and wing nuts with utility sealing hole provisions on the opposite side
- Covers are completely removable when in the open position
- Fixed door handles
- A ground lug is mounted on the inside bottom end of each cabinet

#### Discount Schedule: B9

#### Subclass: AV0

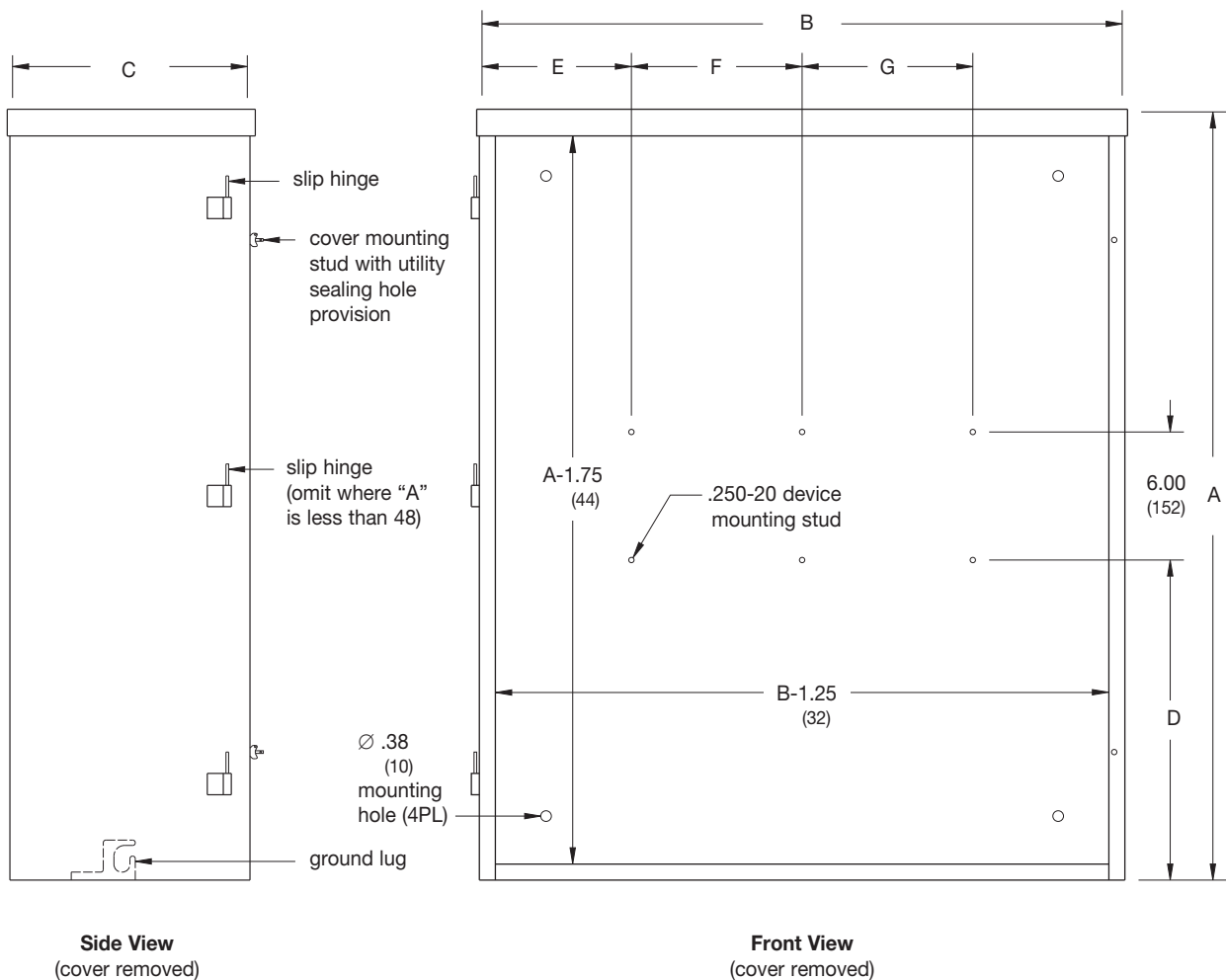
**Notes:** Cooper B-Line can provide special sizes, finishes and other modifications. Consult the factory for your special requirements.

## Utility Cabinets Type 3R Hinge Cover Current Transformer Cabinets Illustration Sheet and Catalog Number

Enclosure Catalog Number	Enclosure Size Height x Width x Depth A x B x C		Gauge	D		E		F		G	
	in.	mm		in.	mm	in.	mm	in.	mm	in.	mm
203611 HRTCT	36.00	914	14	-	-	-	-	-	-	-	-
243011 HRTCT	30.00	762	14	12.00	305	8.00	203	8.00	203	-	-
244811 HRTCT	48.00	1219	14	21.00	533	8.00	203	8.00	203	-	-
303611 HRTCT	36.00	914	12	15.00	381	7.00	178	8.00	203	8.00	203
304811 HRTCT	48.00	1219	12	21.00	533	7.00	178	8.00	203	8.00	203
363611 HRTCT	36.00	914	12	15.00	381	10.00	254	8.00	203	8.00	203
364811 HRTCT	48.00	1219	12	21.00	533	10.00	254	8.00	203	8.00	203

Consult the local Utility for area acceptance.

Type 1, 3, & 3R Enclosures



**Notes:** Dimensions are in inches. Millimeters shown are for reference only. Data subject to change without notice.